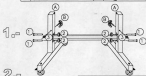



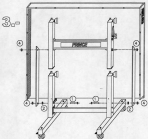
#	DESCRIPTION	QUANTITY
1	REAR BRACE, 1/2" (38mm) DIA. FORMER L.O. (REAR BRACE), 1/2" DIA. FORMER, 10 1/2" L.	10
2	TUBING, 1/2" (12.7mm) DIA.	12
3	SELF-LOCKING NUT 1/2"	4
4	TUBING AUTO-LOCKING 1/2"	4
5	SELF-LOCKING NUT 1/2"	12
6	SAFETY CATCH BRIDGE	4



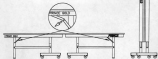
VERY IMPORTANT:
THE 1/2" HOLES AND THE 1/2" BRACE
MUST BE IN THE SAME SITUATION OF
THE PICTURE.

VERY IMPORTANT:
LOS HOLLERES Y EL BALAZON 1/2"
DEBEN ESTAR EN LA MISMA SITUACION
QUE PUEDE VERSE EN EL DIBUJO.





4



STYLUS NUMBER 0001, VERSION 1
 MODEL 1.00.0